

HUNTINGTON BEACH DOWNTOWN RESIDENTS ASSOCIATION









CANDIDATE POLL

RE-PRINTED WITH PERMISSION FROM "THE LOCAL NEWS"

AS WITH EVERYTHING ON THE HBDRA WEBSITE, CANDIDATES HAVE BEEN ENCOURAGED TO UPDATE THEIR RESPONSES AND/OR POSITIONS AT ANY TIME. UPDATES WILL BE HIGHLIGHTED AND POSTED AS RECEIVED. AS OF THIS POSTING, NO UPDATES HAVE BEEN RECEIVED TO THIS POLL.

The Following "YES/NO" questions were asked of each candidate and their responses are posted below:

- 1) Do you support the Poseidon Desalination Plant? **58% YES, 42% NO**
- 2) Do you think Main Street in Downtown should be permanently closed? **21% YES, 79% NO**
- 3) The City charges fees for everything. Several communities have waived the Permit Fee for local residents one per year to allow them to fix their homes. Usually this saves home owners about \$5,000. The theory is that it stimulates the local economy with material buying, perhaps employment and might encourage other neighbors to do the same. If elected to the City Council, would you support this initiative? **58% YES, 42% NO**
- 4) If you agree that those who live here pay a lot of taxes to take care of public safety, street repairs, sewers, etc.; then while street sweeping is very important, it is also possible for people to make a mistake once per year and receive a ticket. If they forget the street sweeping day once per year, do you support a FREE pass once per year? **58% YES, 42% NO**
- 5) Do you support the concept of a Full Time Mayor? **16% YES, 84% NO**
- 6) Do you support the Costco being planned at Bella Terra? **84% YES, 11% NO, 5% NO RESP**
- 7) Do you support a moratorium on new liquor licenses in the Downtown area? **42% YES, 58% NO**
- 8) Do you support Red Light Cameras in Huntington Beach as a further source of revenue for the city? **16% YES, 79% NO, 5% NO RESP**
- 9) Do you support of the recent city process that ended with the approval of about 5,000 new homes between the Beach-Edinger Corridor and the Downtown area? **47% YES, 42% NO, 11% NO RESP**

	SUPPORT POSEIDON DESAL PLANT	PERMANENTLY CLOSE MAIN STREET	WAIVE REMODEL PERMIT FEE ONCE/YEAR	1 PASS/YEAR FOR STREET SWEEPING TICKETS	SUPPORT FULL-TIME ELECTED MAYOR	SUPPORT HB COSTCO	MORATORIUM ON LIQUOR LICENSES DOWNTOWN	SUPPORT RED LIGHT TRAFFIC CAMERAS	SUPPORT 5,000 NEW HB HOME PERMITS
 BRUCE J. BRANDT	NO	YES	NO	NO	YES	YES	NO	NO	YES
 JOE CARCHIO	YES	NO	YES	YES	NO	YES	NO	NO	YES
 BARBARA DELGLEIZE	YES	YES	YES	NO	YES	YES	NO	NO	YES
 GREGG DELONG	NO	NO	NO	YES	NO	YES	YES	NO	NO
 ANDRIISA DOMINGUEZ	NO	YES	YES	YES	NO	NO RESP	NO	NO RESP	NO RESP
 BLAIR FARLEY	NO	NO	NO	YES	NO	YES	YES	NO	YES
 LANDON FICHTNER	YES	YES	NO	NO	YES	YES	NO	NO	YES
 HEATHER GROW	NO	NO	NO	YES	NO	YES	YES	NO	NO
 MATTHEW HARPER	YES	NO	YES	NO	NO	YES	NO	NO	YES
 DAN KALMICK	NO	NO	YES	NO	NO	YES	YES	NO	NO RESP
 JIM KATAPODIS	YES	NO	YES	YES	NO	YES	NO	YES	NO
 BILLY O'CONNELL	YES	NO	YES	YES	NO	YES	NO	NO	YES
 ERIK PETERSON	YES	NO	YES	YES	NO	YES	YES	NO	NO
 BILL RORICK	YES	NO	NO	NO	NO	NO	YES	NO	NO
 SHAWN ROSELIUS	NO	NO	NO	YES	NO	NO	NO	YES	NO
 JOE SHAW	NO	NO	YES	YES	NO	YES	YES	NO	NO
 FRED SPEAKER	YES	NO	YES	NO	NO	YES	NO	NO	YES
 JOHN VON HOLLE	YES	NO	NO	NO	NO	YES	YES	YES	NO
 NORM WESTWELL	YES	NO	YES	YES	NO	YES	NO	NO	YES
	11 YES / 58% 8 NO / 42%	4 YES / 21% 15 NO / 79%	11 YES / 58% 8 NO / 42%	11 YES / 58% 8 NO / 42%	3 YES / 16% 16 NO / 84%	16 YES / 84% 2 NO / 11% 1 NR / 5%	8 YES / 42% 11 NO / 58%	3 YES / 16% 15 NO / 79% 1 NR / 5%	9 YES / 47% 8 NO / 42% 2 NR / 11%